

The Ultimate in Automotive Refinishing and Coatings



C-7700 CLEAR-FIL OVERALL URETHANE CLEARCOAT

TECHNICAL DATA SHEET

CANADA EN
UNITED STATES EN

LOW VOC, CALIFORNIA APPROVED

TECHNICAL INFORMATION:

Appearance:	Clear Liquid
Weight Per Gallon:	3.70 kg / 8.16 lbs (at SG 0.978) 39
% Solids By Weight: (C-7700 Only)	40 ± 2
% Solids By Weight, RTS: (Ready-to-Spray)	44 ± 3

C-7700 CLEAR-FIL OVERALL CLEARCOAT

42% HS urethane, superior hold-out, DOI & high gloss overall finish. Incredible ease of application, zero-color & is ready to spray, no additives required. Ensures optimal results, with quality and increased production, where bodyshop throughput is optimized. Warranted to be used over all automotive manufacturers candy paints, solvent and waterbased base coats.. Very flexible & increases production even in its finishing stages. This product cuts and buffs in half the time.

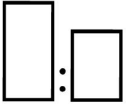
Suitable for all repairs; minor damage to full resprays. Simple mixing ratio. Air Dry or Force Dry. California VOC Compliant



It is strongly recommended to use appropriate personal protection equipment during application to avoid respiratory, skin and eye irritation.



Basecoat surface must be completely dried, flashed-off in accordance to manufacturers instruction. If the substrate is an existing finish, the surface must be sanded and degreased before application.



Mix 4:1:1
4: C-7700
1: H-7702 OR H-7703
1: R-122 OR R-123

Use with medium or slow activator and medium or slow reducer. Use medium activator and reducer for medium sized jobs (2-4 panels), Use slow activator and slow reducer for large sized jobs (4+ panels/completes). Do not mix speeds of hardener and reducer. Stir mixture thoroughly and strain. Mixture does not need to stand before use.



2-2.5 hours at 21C / 70F



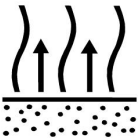
1.2 - 1.4 Tip, use 28-30 PSI.
Hold the gun **12 inches** from, and perpendicular to the surface. Adjust the fan to the viscosity of the clearcoat. Do NOT Tack coat.

Overall Application (Large Surfaces/Completes) H-7703 & R-123

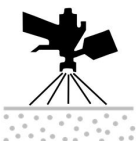
Apply first coat, wet & heavy, with a 50% overlap. Do your first turn around the vehicle and start your second coat where you began spraying your first. **No flash time.** Apply second coat wet & heavy, with a 50% overlap.

Medium Sized Application (2-4 panels) H-7702 & R-122

Apply first coat, wet & heavy, with a 50% overlap. Allow surface to flash 2-5 minutes until the tape is tacky. Apply second coat wet & heavy, with a 50% overlap.



Dust Free 10 - 20 Minutes
Tape Time 6 - 8 Hours Air Dry
Force Dry at 140F / 60C for 30 minutes
Air Dry at 70F / 21C 12 hours - Overnight
Coats to apply 2-3 **3 - 4 MILS DRY**



Air Dry
Re-coat 12 Hours / Overnight
Polish 12 Hours / Overnight

Force Dry
Re-coat after cooling (allow 15 minutes of cooling)
Polish after cooling (allow 15 minutes of cooling)