

The Ultimate in Automotive Refinishing and Coatings



P-850 PRIME-FIL 2K DTM URETHANE PRIMER

TECHNICAL DATA SHEET

CANADA EN

UNITED STATES EN

LOW VOC, CALIFORNIA APPROVED

TECHNICAL INFORMATION:

Appearance:

Gray, White, or Black Liquid

Weight Per Gallon:

5.19 kg - 5.47 kg / 11.45 lbs - 12.06 lbs

% Solids By Weight:

62 ± 2

Specific Gravity:

1.372 - 1.446



DURAFILAUTOTECH



DURAFILSHOP.COM

DTM HS 2K Urethane Primer

60%, HS, DTM Primer 2K Urethane Primer. Two coat system, will ensure perfect leveling and will cover all imperfections of your body work. Save time in your preparation and use 180 Grid Sandpaper for all bare and galvanized metals, used plastics, sanded original finishes, aluminums, steel & fiberglass. No Etching primer required. In 45 min to one hour the primer is ready to block and paint. The primer provides excellent feather edging properties; eliminating rough edges, and guarantees 100% sag resistance; eliminating uneven surfacing. No additives or flex agents are required with this primer, it's mixed 4:1 and ready to spray.

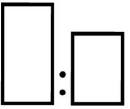
Suitable for all repairs; minor damage to full resprays. Simple mixing ratio. Air Dry or Force Dry. Simple mixing ratio. California VOC Compliant



It is strongly recommended to use appropriate personal protection equipment during application to avoid respiratory, skin and eye irritation.



DIRECT TO METAL. NO ETCHING PRIMER REQUIRED. Surface must be prepped according to the substrate listed below, and degreased before application.
CHROME: Not recommended. **ALUMINUM:** 180 grid **STEEL:** 180 grid **BARE METAL:** 180 grid **FIBERGLASS:** 180 grid **CURED/USED PLASTIC:** 180 grid



MIX PRIMER IN A PAINT SHAKER, THOROUGHLY.

Mix 4:1. This is a fast dry primer. Please mix enough product as you spray. Clean your gun up to 20 minutes after you are finished your application.



1 Hour at 21C / 70F.



1.5 - 1.6 Tip, use 20 - 25 PSI.

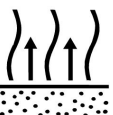
Hold the gun **12 inches** from, and perpendicular to the surface. Adjust the fan to the viscosity of the primer. Do NOT Tack coat.

Overall Application (Large Surfaces/Completes)

Apply first coat, wet & heavy, with a 50% overlap. Do your first turn around the vehicle and start your second coat where you began spraying your first. **No flash time.** Apply second coat wet & heavy, with a 50% overlap.

Medium Sized Application (1-4 panels)

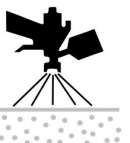
Apply first coat, wet & heavy, with a 50% overlap. Allow surface to flash 2-5 minutes, until the surface levels. Please accompany and monitor the panel(s) while flashing. Apply second coat wet & heavy, with a 50% overlap.



Standard Application

Dust Free 20 - 30 Minutes
Force Dry at 140F / 60C for 20 Minutes

Air Dry at 70F / 21C 45 - 1 Hour
Coats to apply: 2



Air Dry To Sand

70F / 21C 1 Hour
Polish -----

Force Dry To Sand

140F / 60C 20 Minutes from cooling
Polish after cooling: -----

TO BREAK THE PRIMER FOR BASECOAT WET SAND WITH 400 AND FINISH WITH 600. or DRY SAND WITH 320 GRID AND FINISH WITH 600.